


Ising models on power-law random graphs

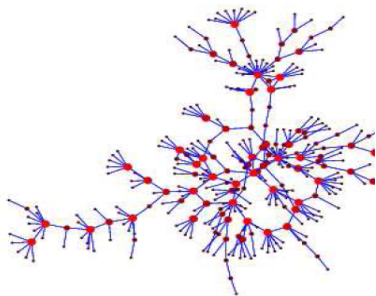
Sander Dommers

Joint work with:
Cristian Giardinà
Remco van der Hofstad



There are many complex real-world networks, e.g.,


- ▶ Social networks (friendships, business relationships, *sexual contacts*, ...);
- ▶ Information networks (World Wide Web, citations, ...);
- ▶ Technological networks (Internet, airline routes, ...);
- ▶ Biological networks (protein interactions, neural networks, ...).



Sexual network Colorado
Springs, USA
(Potterat, et al., '02)

There are many complex real-world networks, e.g.,

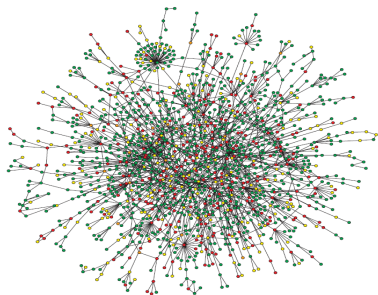
- ▶ Social networks (friendships, business relationships, sexual contacts, ...);
- ▶ Information networks (World Wide Web, citations, ...);
- ▶ Technological networks (*Internet*, airline routes, ...);
- ▶ Biological networks (protein interactions, neural networks,...).



Small part of the Internet
(<http://www.fractalus.com/steve/stuff/ipmap/>)

There are many complex real-world networks, e.g.,

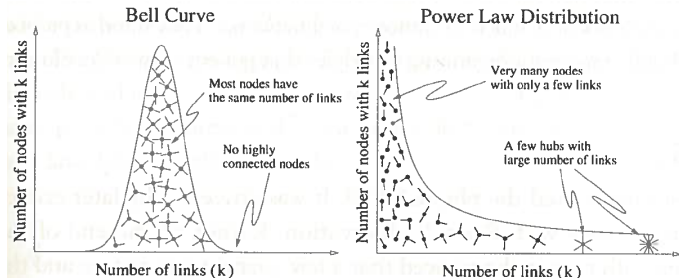
- ▶ Social networks (friendships, business relationships, sexual contacts, ...);
- ▶ Information networks (World Wide Web, citations, ...);
- ▶ Technological networks (Internet, airline routes, ...);
- ▶ Biological networks (*protein interactions*, neural networks, ...).



Yeast protein interaction
network
(Jeong, et al., '01)

Power-law behavior

Number of vertices with degree k is proportional to $k^{-\tau}$.



Barabási, Linked, '02

Small worlds

Distances in the network are small

Ising model: paradigm model in statistical physics for *cooperative behavior*.

When studied on complex networks it can model for example *opinion spreading* in society.

What are effects of *structure* of complex networks on *behavior* of Ising model?

In the *configuration model* a graph $G_n = (V_n = [n], E_n)$ is constructed as follows.

- ▶ Let D have a certain distribution (the *degree distribution*);
- ▶ *Assign* D_i half-edges to each vertex $i \in [n]$, where D_i are i.i.d. like D (Add one half-edge to last vertex when the total number of half-edges is odd);
- ▶ *Attach* first half-edge to another half-edge *uniformly at random*;
- ▶ Continue until all half-edges are connected.

Special attention to power-law degree sequences, i.e.,

$$\mathbb{P}[D \geq k] \leq ck^{-(\tau-1)}, \quad \tau > 1.$$

Start from random vertex i which has degree D_i .

Look at neighbors of vertex i , probability such a neighbor has degree $k + 1$ is approximately,

$$\frac{(k + 1) \sum_{j \in [n]} \mathbb{1}_{\{D_j = k+1\}}}{\sum_{j \in [n]} D_j}$$

Start from random vertex i which has degree D_i .

Look at neighbors of vertex i , probability such a neighbor has degree $k + 1$ is approximately,

$$\frac{(k + 1) \sum_{j \in [n]} \mathbb{1}_{\{D_j = k + 1\}} / n}{\sum_{j \in [n]} D_j / n} \rightarrow \frac{(k + 1) \mathbb{P}[D = k + 1]}{\mathbb{E}[D]}, \quad \text{for } \tau > 2.$$

Start from random vertex i which has degree D_i .

Look at neighbors of vertex i , probability such a neighbor has degree $k + 1$ is approximately,

$$\frac{(k + 1) \sum_{j \in [n]} \mathbb{1}_{\{D_j = k + 1\}} / n}{\sum_{j \in [n]} D_j / n} \rightarrow \frac{(k + 1) \mathbb{P}[D = k + 1]}{\mathbb{E}[D]}, \quad \text{for } \tau > 2.$$

Let K have distribution (the *forward degree* distribution),

$$\mathbb{P}[K = k] = \frac{(k + 1) \mathbb{P}[D = k + 1]}{\mathbb{E}[D]}.$$

Locally tree-like structure: a branching process with offspring D in first generation and K in further generations. Also, *uniformly sparse*.

Definition of the Ising model

7/17

On a graph G_n , the *ferromagnetic Ising model* is given by the following Boltzmann distributions over $\sigma \in \{-1, +1\}^n$,

$$\mu(\sigma) = \frac{1}{Z_n(\beta, B)} \exp \left\{ \beta \sum_{(i,j) \in E_n} \sigma_i \sigma_j + B \sum_{i \in [n]} \sigma_i \right\},$$

where

- ▶ $\beta \geq 0$ is the inverse temperature;
- ▶ B is the external magnetic field;
- ▶ $Z_n(\beta, B)$ is a normalization factor (the *partition function*), i.e.,

$$Z_n(\beta, B) = \sum_{\sigma \in \{-1, 1\}^n} \exp \left\{ \beta \sum_{(i,j) \in E_n} \sigma_i \sigma_j + B \sum_{i \in [n]} \sigma_i \right\}.$$

Define the *magnetization* on G_n as

$$m_n(\beta, B) = \frac{1}{n} \sum_{i=1}^n \langle \sigma_i \rangle_\mu.$$

Then, the *spontaneous magnetization*,

$$m(\beta, 0+) = \lim_{B \downarrow 0} \lim_{n \rightarrow \infty} m_n(\beta, B) \begin{cases} = 0, & \beta < \beta_c; \\ > 0, & \beta > \beta_c. \end{cases}$$

The *critical inverse temperature* β_c is given by

$$\mathbb{E}[K](\tanh \beta_c) = 1.$$

Note that, for $\tau \in (2, 3)$, we have $\mathbb{E}[K] = \infty$, so that $\beta_c = 0$.

Theorem (Dembo, Montanari, '08)

For a locally tree-like and uniformly sparse graph sequence $\{G_n\}_{n \geq 1}$ with $\mathbb{E}[K] < \infty$, the pressure per particle,

$$\psi_n(\beta, B) = \frac{1}{n} \log Z_n(\beta, B),$$

converges, for $n \rightarrow \infty$, to

$$\begin{aligned} \varphi_h(\beta, B) \equiv & \frac{\mathbb{E}[D]}{2} \log \cosh(\beta) - \frac{\mathbb{E}[D]}{2} \mathbb{E}[\log(1 + \tanh(\beta) \tanh(h_1) \tanh(h_2))] \\ & + \mathbb{E} \left[\log \left(e^B \prod_{i=1}^D \{1 + \tanh(\beta) \tanh(h_i)\} \right. \right. \\ & \left. \left. + e^{-B} \prod_{i=1}^D \{1 - \tanh(\beta) \tanh(h_i)\} \right) \right]. \end{aligned}$$

Theorem (DGvdH, '10)

Let $\tau > 2$. Then, in the configuration model, the pressure per particle,

$$\psi_n(\beta, B) = \frac{1}{n} \log Z_n(\beta, B),$$

converges almost surely, for $n \rightarrow \infty$, to

$$\begin{aligned} \varphi_h(\beta, B) \equiv & \frac{\mathbb{E}[D]}{2} \log \cosh(\beta) - \frac{\mathbb{E}[D]}{2} \mathbb{E}[\log(1 + \tanh(\beta) \tanh(h_1) \tanh(h_2))] \\ & + \mathbb{E} \left[\log \left(e^B \prod_{i=1}^D \{1 + \tanh(\beta) \tanh(h_i)\} \right. \right. \\ & \left. \left. + e^{-B} \prod_{i=1}^D \{1 - \tanh(\beta) \tanh(h_i)\} \right) \right]. \end{aligned}$$

Proposition

Let K_t be i.i.d. like K and $B > 0$. Then, the recursion

$$h^{(t+1)} \stackrel{d}{=} B + \sum_{i=1}^{K_t} \operatorname{atanh}(\tanh(\beta) \tanh(h_i^{(t)})),$$

has a unique fixed point h_β^* .

Interpretation: the *effective field* of a vertex in a *tree* expressed in that of its neighbors.

Uniqueness shown by showing that effect of *boundary conditions* on generation t vanishes for $t \rightarrow \infty$.

This is done using *monotonicity* in β and B and *concavity* in B of the magnetization in the ferromagnetic Ising model.

$$\lim_{n \rightarrow \infty} \psi_n(\beta, B)$$

$$= \lim_{\varepsilon \downarrow 0} \lim_{n \rightarrow \infty} \left[\psi_n(0, B) + \int_0^\varepsilon \frac{\partial}{\partial \beta'} \psi_n(\beta', B) d\beta' + \int_\varepsilon^\beta \frac{\partial}{\partial \beta'} \psi_n(\beta', B) d\beta' \right]$$

$$= \varphi_h(0, B) + 0 + \lim_{\varepsilon \downarrow 0} \int_\varepsilon^\beta \frac{\partial}{\partial \beta'} \varphi(\beta', B) d\beta'$$

$$= \varphi_h(\beta, B).$$

$$\lim_{n \rightarrow \infty} \psi_n(\beta, B)$$

$$= \lim_{\varepsilon \downarrow 0} \lim_{n \rightarrow \infty} \left[\psi_n(\mathbf{0}, B) + \int_0^\varepsilon \frac{\partial}{\partial \beta'} \psi_n(\beta', B) d\beta' + \int_\varepsilon^\beta \frac{\partial}{\partial \beta'} \psi_n(\beta', B) d\beta' \right]$$

$$= \varphi_h(\mathbf{0}, B) + \mathbf{0} + \lim_{\varepsilon \downarrow 0} \int_\varepsilon^\beta \frac{\partial}{\partial \beta'} \varphi(\beta', B) d\beta'$$

$$= \varphi_h(\beta, B).$$

$$\lim_{n \rightarrow \infty} \psi_n(\beta, B)$$

$$= \lim_{\varepsilon \downarrow 0} \lim_{n \rightarrow \infty} \left[\psi_n(0, B) + \int_0^\varepsilon \frac{\partial}{\partial \beta'} \psi_n(\beta', B) d\beta' + \int_\varepsilon^\beta \frac{\partial}{\partial \beta'} \psi_n(\beta', B) d\beta' \right]$$

$$= \varphi_h(0, B) + 0 + \lim_{\varepsilon \downarrow 0} \int_\varepsilon^\beta \frac{\partial}{\partial \beta'} \varphi(\beta', B) d\beta'$$

$$= \varphi_h(\beta, B).$$

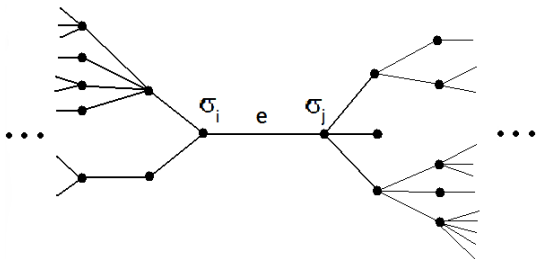
$$\lim_{n \rightarrow \infty} \psi_n(\beta, B)$$

$$= \lim_{\varepsilon \downarrow 0} \lim_{n \rightarrow \infty} \left[\psi_n(0, B) + \int_0^\varepsilon \frac{\partial}{\partial \beta'} \psi_n(\beta', B) d\beta' + \int_\varepsilon^\beta \frac{\partial}{\partial \beta'} \psi_n(\beta', B) d\beta' \right]$$

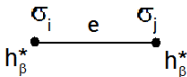
$$= \varphi_h(0, B) + 0 + \lim_{\varepsilon \downarrow 0} \int_\varepsilon^\beta \frac{\partial}{\partial \beta'} \varphi(\beta', B) d\beta'$$

$$= \varphi_h(\beta, B).$$

$$\begin{aligned}\frac{\partial}{\partial \beta} \psi_n(\beta, \mathbf{B}) &= \frac{1}{n} \sum_{(i,j) \in E_n} \langle \sigma_i \sigma_j \rangle_\mu = \frac{|E_n|}{n} \frac{\sum_{(i,j) \in E_n} \langle \sigma_i \sigma_j \rangle_\mu}{|E_n|} \\ &\rightarrow \frac{\mathbb{E}[D]}{2} \mathbb{E} \left[\langle \sigma_i \sigma_j \rangle_\mu \right]\end{aligned}$$



$$\begin{aligned}\frac{\partial}{\partial \beta} \psi_n(\beta, \mathbf{B}) &= \frac{1}{n} \sum_{(i,j) \in E_n} \langle \sigma_i \sigma_j \rangle_\mu = \frac{|E_n|}{n} \frac{\sum_{(i,j) \in E_n} \langle \sigma_i \sigma_j \rangle_\mu}{|E_n|} \\ &\rightarrow \frac{\mathbb{E}[D]}{2} \mathbb{E} \left[\langle \sigma_i \sigma_j \rangle_\mu \right]\end{aligned}$$



$$\frac{\mathbb{E}[D]}{2} \mathbb{E} \left[\langle \sigma_i \sigma_j \rangle_\mu \right] \rightarrow \frac{\mathbb{E}[D]}{2} \mathbb{E} \left[\langle \sigma_i \sigma_j \rangle_e \right]$$

$$\frac{\partial}{\partial \beta} \varphi_{h_{\beta}^*}(\beta, \mathbf{B}) = \frac{\mathbb{E}[D]}{2} \mathbb{E} [\langle \sigma_i \sigma_j \rangle_e].$$

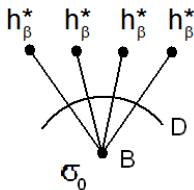
$$\varphi_h(\beta, \mathbf{B}) = \frac{\mathbb{E}[D]}{2} \log \cosh(\beta) - \frac{\mathbb{E}[D]}{2} \mathbb{E}[\log(1 + \tanh(\beta) \tanh(h_1) \tanh(h_2))] \\ + \mathbb{E} \left[\log \left(e^{\beta} \prod_{i=1}^D \{1 + \tanh(\beta) \tanh(h_i)\} + e^{-\beta} \prod_{i=1}^D \{1 - \tanh(\beta) \tanh(h_i)\} \right) \right]$$

- ▶ Show that we can ignore dependence of h_{β}^* on β ;
(*Interpolation* techniques. Split analysis into two parts, one for *small degrees* and one for *large degrees*)
- ▶ Compute the derivative with assuming β fixed in h_{β}^* .

Corollary

Let $\tau > 2$. Then, in the configuration model, a.s.:
The magnetization is given by

$$m(\beta, B) \equiv \lim_{n \rightarrow \infty} m_n(\beta, B) = \frac{\partial}{\partial B} \varphi_{h^*}(\beta, B) = \mathbb{E} \left[\langle \sigma_0 \rangle_{\nu_{L+1}} \right].$$



The susceptibility is given by

$$\chi(\beta, B) \equiv \lim_{n \rightarrow \infty} \frac{\partial M_n(\beta, B)}{\partial B} = \frac{\partial^2}{\partial B^2} \varphi_{h^*}(\beta, B).$$

Let H_n be the graph distance between two *uniformly chosen connected* vertices in the configuration model. Then:

- ▶ For $\tau > 3$ and $\mathbb{E}[K] > 1$ (vdH, Hooghiemstra, Van Mieghem, '05),

$$H_n \sim \log n,$$

- ▶ For $\tau \in (2, 3)$ (vdH, Hooghiemstra, Znamenski, '07),

$$H_n \sim \log \log n;$$

Let H_n be the graph distance between two *uniformly chosen connected* vertices in the configuration model. Then:

- ▶ For $\tau > 3$ and $\mathbb{E}[K] > 1$ (vdH, Hooghiemstra, Van Mieghem, '05),

$$H_n \sim \log n,$$

- ▶ For $\tau \in (2, 3)$ (vdH, Hooghiemstra, Znamenski, '07),

$$H_n \sim \log \log n;$$

For $\tau > 3$ and $\tau \in (2, 3)$ similar results hold for the diameter of linear preferential attachment models (D, vdH, Hooghiemstra, '10).

Predictions by physicists (e.g. Leone, Vázquez, Vespignani, Zecchina, '02).

Critical behavior of *magnetization* m , and *susceptibility* χ .

	$m(\beta, 0^+), \beta \downarrow \beta_c$	$m(\beta_c, B), B \downarrow 0$	$\chi(\beta, 0^+), \beta \downarrow \beta_c$
$\tau > 5$	$\sim (\beta - \beta_c)^{1/2}$	$\sim B^{1/3}$	$\sim (\beta - \beta_c)^{-1}$
$\tau \in (3, 5)$	$\sim (\beta - \beta_c)^{1/(\tau-3)}$	$\sim B^{1/(\tau-2)}$	
$\tau \in (2, 3)$	$\sim (\beta - \beta_c)^{1/(3-\tau)}$	$\sim B^1$	$\sim (\beta - \beta_c)^1$